



International Conference on Flexible and Printed Electronics

Dates September 6-8, 2016

Venue Yamagata University, Yonezawa City, Yamagata, Japan

Organized by 2016 ICFPE Organizing Committee


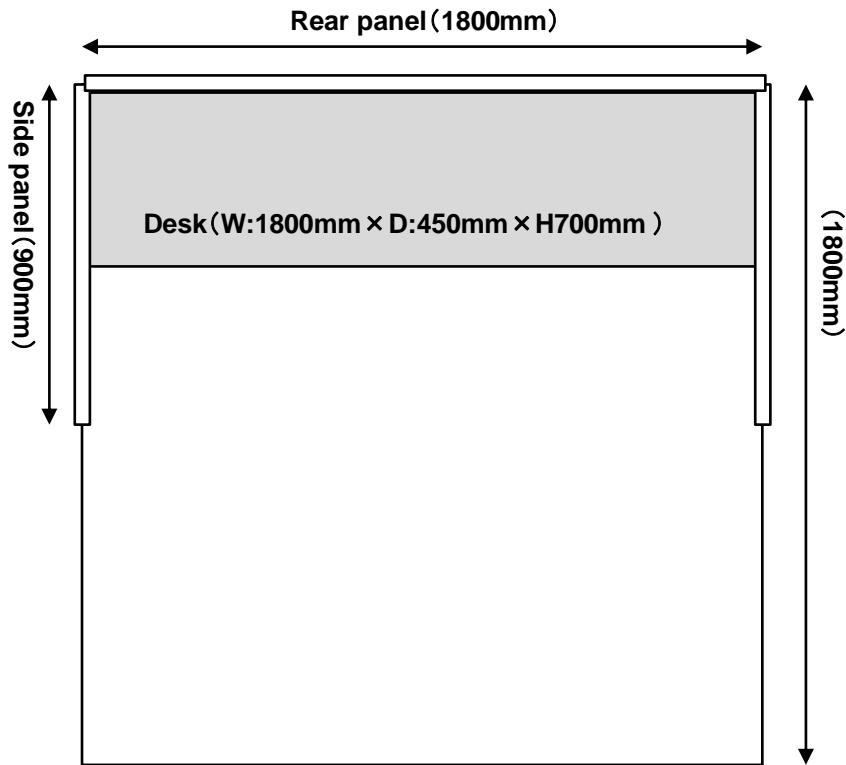
2016 The International Conference on Flexible and Printed Electronics

2016 ICFPE EXHIBITION

2016.7.10
Ver.1

Conference Secretariat
c/o JTB Communication Design, Inc.
(former ICS Convention Design, Inc.)
Email: icfpe2016@jtbcom.co.jp

【Booth】



【Basic specifications】

- Panel: White
- Power supply: 100V, 500W, 1neck
- Company signboard: 200mm × 900mm
- Desk: W1800mm × D450mm × H700mm

※Possibly will change due to venue preparation

【Exhibition venue】

- Yamagata University, Faculty of Engineering (Yonezawa campus)
2F, 4thBld「Seminal Room1, 2, 3. Seminar Room」

【Exhibition period】

- 9/6 9:00-18:00 Session until 18:00
- 9/7 9:00-16:00 Session until 15:30
(Due to **starting time of Poster session** from 16:30 at Grand Hokuyo)
- 9/8 9:00-13:00 Session until 13:00

【Equipment weight】

- withstand load 300Kg/m²

We recommend to use a dispersion plate if the machinery has a leg.

【Power supply】

- Standard power supply (100V, 500W, 1 **outlet**)

If you plan to use more than standard power then need an extra fee

Reference Price three phase power 200V, 30A, 200,000yen ~

Single 100V, 30A, 100,000yen ~

※The price will possibly **change due to increase in total power capacity**

【Setup and Remove】

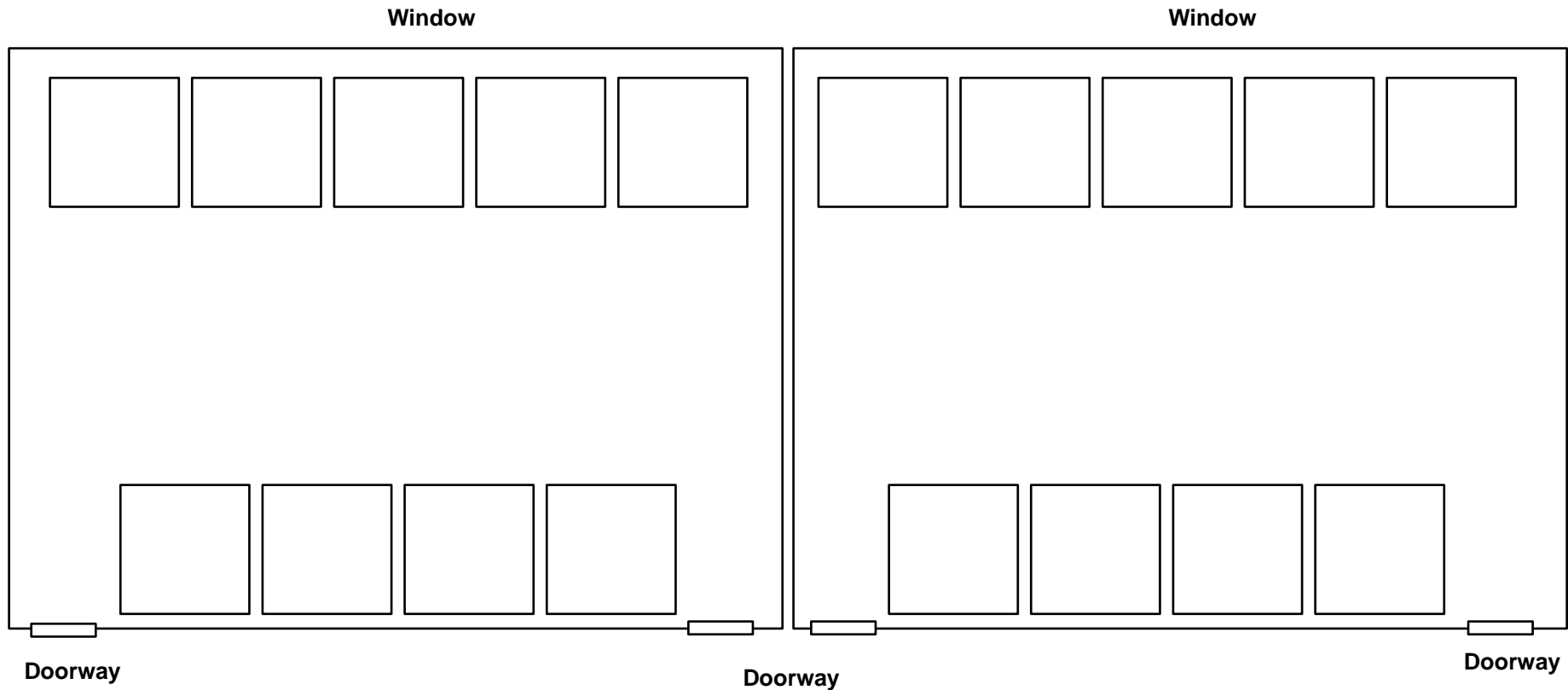
- Setup 9/5 13:00~17:00
- Exhibitors **need to confirm the** procedure at registration desk
- We provide **two Exhibitor passes for one** Exhibition company. However, we will **provide neither proceedings nor admission pass to** Session (include Poster session).
If you plan to attend, then need to pay general registration fee
- **Removal** 9/8 13:00~17:00 (After last session closing of final date)

【Loading and Unloading route】

- Exhibition venue is 2nd floor
- Elevator size is limited
Entrance W750mm × H2200mm
Inside Dimension W1250mm × D1350mm × H2200mm
- There are slopes (down hill) if you plan to use an elevator
Please be careful if you plan to use a cart
Slope size L2000mm, W900mm, H400mm
- Entrance width of Exhibition room
Entrance W1000mm × H2200mm

【Booth layout】

Venue: 4th Bld, 2F「Seminal Rm1、2、3.Seminar Rm」



【Other】

We plan to provide loading route map and venue sketch map
after they are available